

The image shows a Windows Start menu search interface. On the left, there is a vertical sidebar with icons for user profile, documents, images, settings, and power. The main area displays search results for the query 'Word'. The results are listed as follows:

- Windows PowerShell
- Windows Security
- Windows System
- WinRAR
- WinSCP
- Word** (highlighted)

Each result has a small icon to its left and a downward arrow to its right. The 'Word' result is highlighted with a dark grey background.

The image shows the Windows taskbar at the bottom of the screen. It contains the following icons from left to right:

- Windows Start button
- Search icon
- Task View icon
- Google Chrome icon
- Microsoft Edge icon
- Internet Explorer icon
- Firefox icon
- WinSCP icon
- File Explorer icon
- Clipboard icon













Word

Recent


Pinned

Pin files you want to easily find later. Click the pin icon that appears when you hover over a file.

This Week

-  บันทึกรวมธรรมาภิบาล สงเกต Documents
-  กำหนดการสอน เทอม2 ป.6 ปี 2563 C: » Users » Ket » OneDrive » 0000 แมน กำหนด หลักสูตร ข้อ...
-  กำหนดการสอนรายชั่วโมง ป.6 ภาคเรียนที่ 2.2563 Downloads
-  บันทึกรวมธรรมาภิบาล สุชาดา Documents
-  166 แต่งตั้งคณะกรรมการจัดทำแฟ้มเศรษฐกิจ Downloads
-  หลักสูตรวิทย์ป.6 ปี 2563 C: » Users » Ket » OneDrive » 0000 แมน กำหนด หลักสูตร ข้อ...
-  172แบบเวรกลางคืน ธ.ค.-เม.ย Downloads
-  171.แบบห้ายเวรวันหยุด ธ.ค. - เม.ย Downloads
-  170 หน้าที่เวรอาหารกลางวัน 2.63 Downloads
-  165 แต่งตั้งคณะกรรมการจัดกิจกรรมฐานโครงการ Documents
-  167 แบบห้ายจัดชั้นเรียน 2563 เทอม2 Documents
-  167 ครรประว่าอื้อ 2563 เทอม2

Search for online templates



Blank document

Flyers Letters Education Resumes and Cover Letters Holiday

Take a tour

Welcome to Word

Aa

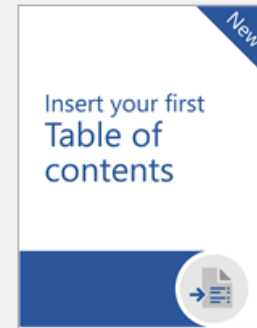
Single spaced (blank)



Crisp and clean resume,...



Snapshot calendar



Insert your first table of...



Document

File Home Insert Design **Layout** References Mailings Review View Help Acrobat

Margins Orientation Size Columns Breaks Line Numbers Hyphenation Page Setup

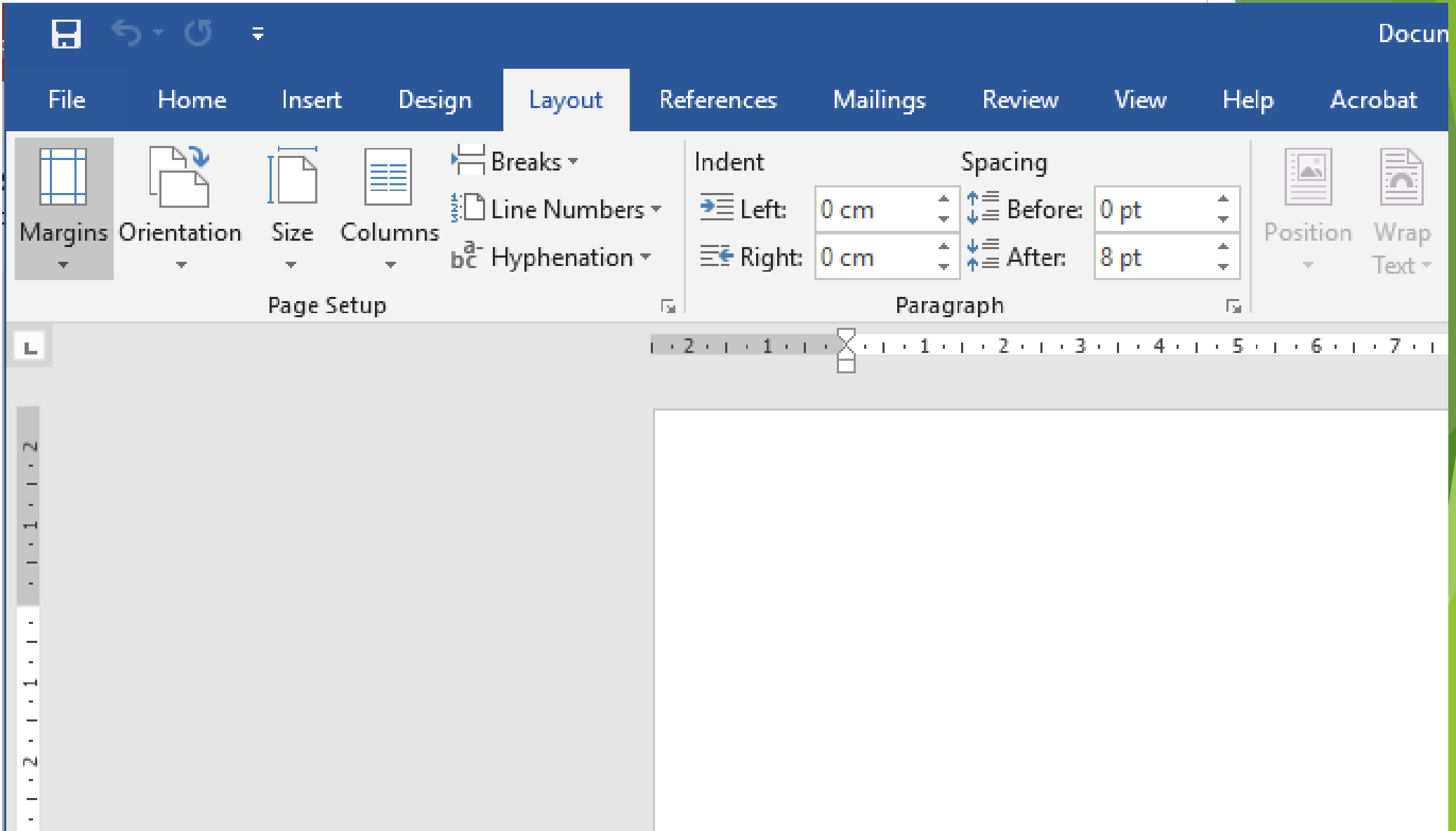
Indent
Left: 0 cm Right: 0 cm

Spacing
Before: 0 pt After: 8 pt

Position Wrap Text

2 1 1 2 3 4 5 6 7

1 1 1 1 1 1 1 2



The image shows the Microsoft Word ribbon interface, specifically the 'Layout' tab. The 'Page Setup' group contains icons for Margins, Orientation, Size, and Columns, along with dropdown menus for Breaks, Line Numbers, and Hyphenation. The 'Paragraph' group contains settings for Indent (Left and Right, both set to 0 cm) and Spacing (Before and After, set to 0 pt and 8 pt respectively). There are also Position and Wrap Text options. Below the ribbon, a horizontal ruler is visible with markings from 2 to 7, and a vertical ruler on the left side with markings from 1 to 2. The document content area is mostly blank.

Margins Orientation Size Columns Breaks Line Numbers Hyphenation Indent Spacing Position

Left: 0 cm Right: 0 cm Before: 0 pt After: 8 pt

Last Custom Setting
Top: 2.5 cm Bottom: 2 cm
Left: 2.5 cm Right: 1 cm

Normal
Top: 2.54 cm Bottom: 2.54 cm
Left: 2.54 cm Right: 2.54 cm


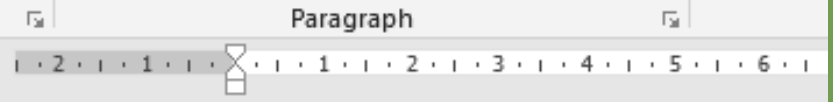
Narrow
Top: 1.27 cm Bottom: 1.27 cm
Left: 1.27 cm Right: 1.27 cm

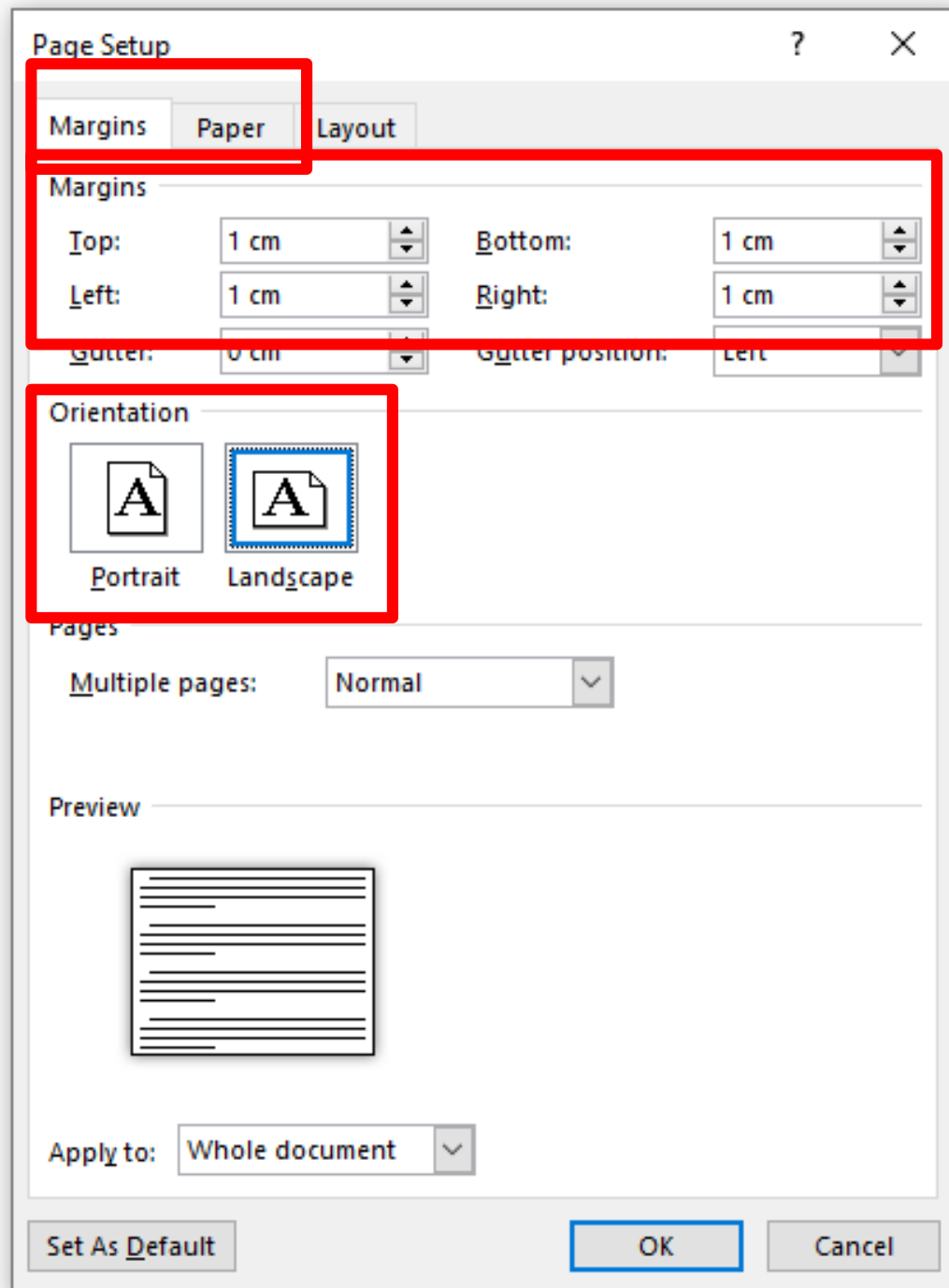
Moderate
Top: 2.54 cm Bottom: 2.54 cm
Left: 1.91 cm Right: 1.91 cm

Wide
Top: 2.54 cm Bottom: 2.54 cm
Left: 5.08 cm Right: 5.08 cm

Mirrored
Top: 2.54 cm Bottom: 2.54 cm
Inside: 3.18 cm Outside: 2.54 cm

Custom Margins...





Page Setup



Margins Paper Layout

Paper size:

Letter (215.9 x 279.4 มม.)

A4 (210 x 297 มม.)

A5 (148 x 210 มม.)

A6 (105 x 148 มม.)

Letter (215.9 x 279.4 มม.)

First page:

Default tray (เลือกอัตโนมัติ)


เลือกอัตโนมัติ

Other pages:

Default tray (เลือกอัตโนมัติ)

เลือกอัตโนมัติ

Preview



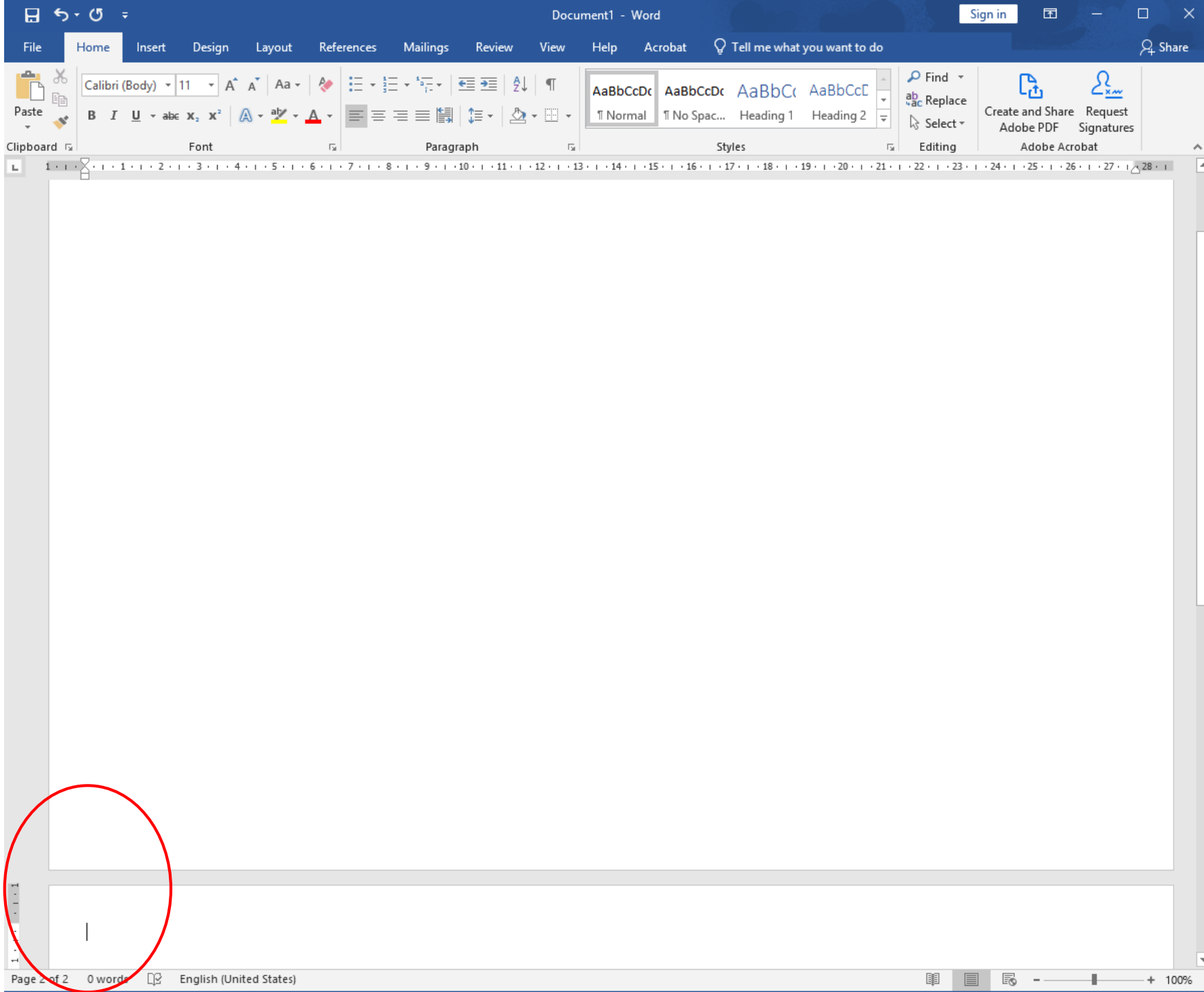
Apply to: Whole document

Print Options...

Set As Default

OK

Cancel





File Home **Insert** Design Layout References Mailings Review View Help Acrobat Tell me what you want to do

- Cover Page ▾
- Blank Page
- Page Break

Table
↓
Tables

Pictures
Icons
SmartArt
Chart

Online Pictures
Shapes ▾

Screenshot ▾

Illustrations

Get Add-ins
My Add-ins ▾

Wikipedia

Add-ins

Online Video
Media

Links
↓

Comment

Comments

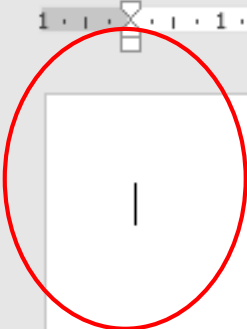
Header ▾
Footer ▾
Page Number ▾

Header & Footer

Text Box ▾

Built-in

1 2 3 4 5 6 7 8 9 10 11 12 13 14 15 16 17 18 19 20 21



|

Microsoft Word ribbon: **Text** > **Text Box**

Buttons: **Equation**, **Symbol**, **Insert Media**, **Find**, **Replace**, **Select**, **Editing**, **Create and Share Adobe PDF**, **Request Signature Adobe Acrobat**

Built-in

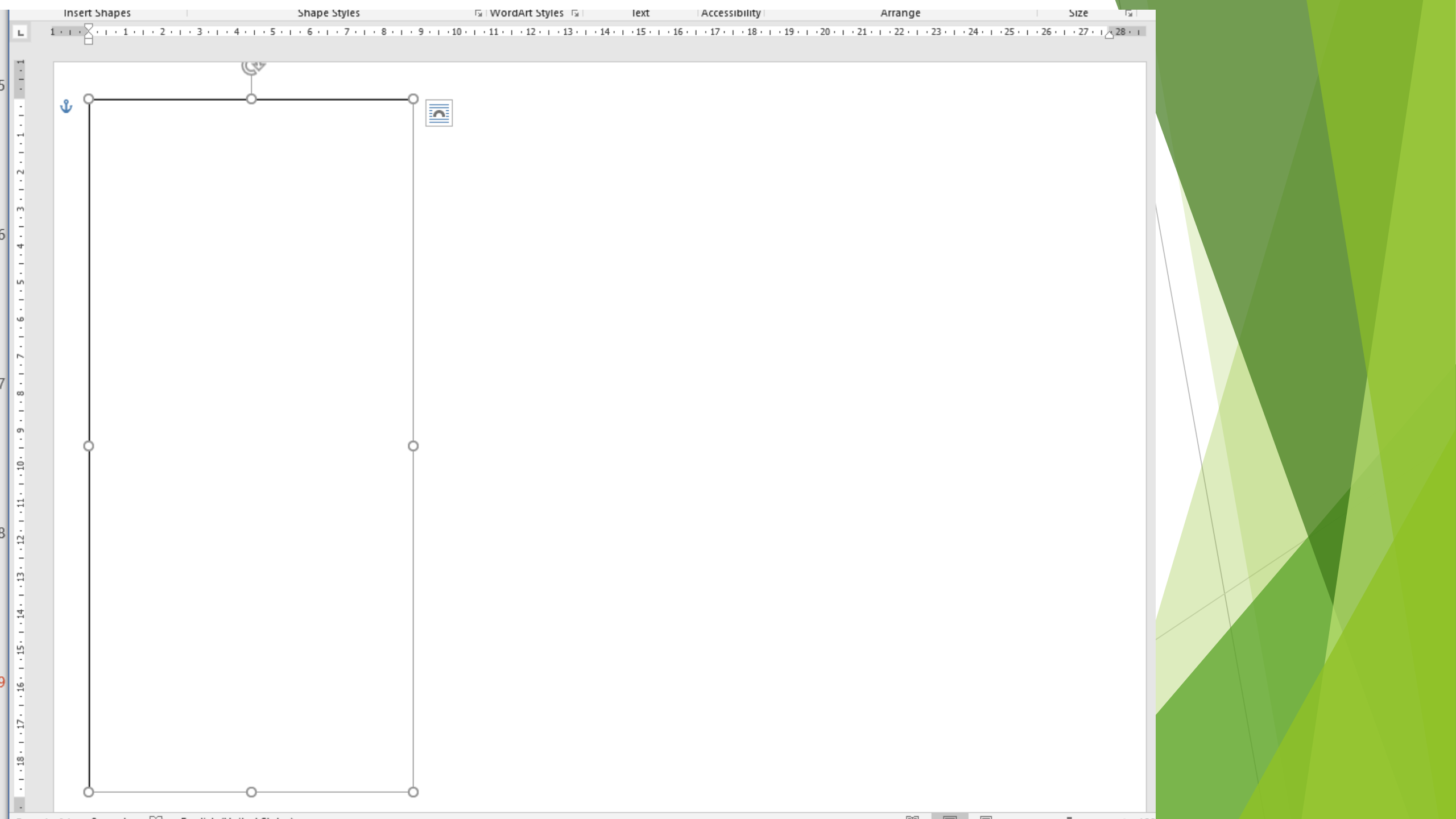
Simple Text Box	Austin Quote	Austin Sidebar
Banded Quote	Banded Sidebar	Facet Quote
Facet Sidebar (Left)	Facet Sidebar (Right)	Filigree Quote
Filigree Sidebar	Grid Quote	Grid Sidebar

[More Text Boxes from Office.com](#)

Draw Text Box

Save Selection to Text Box Gallery

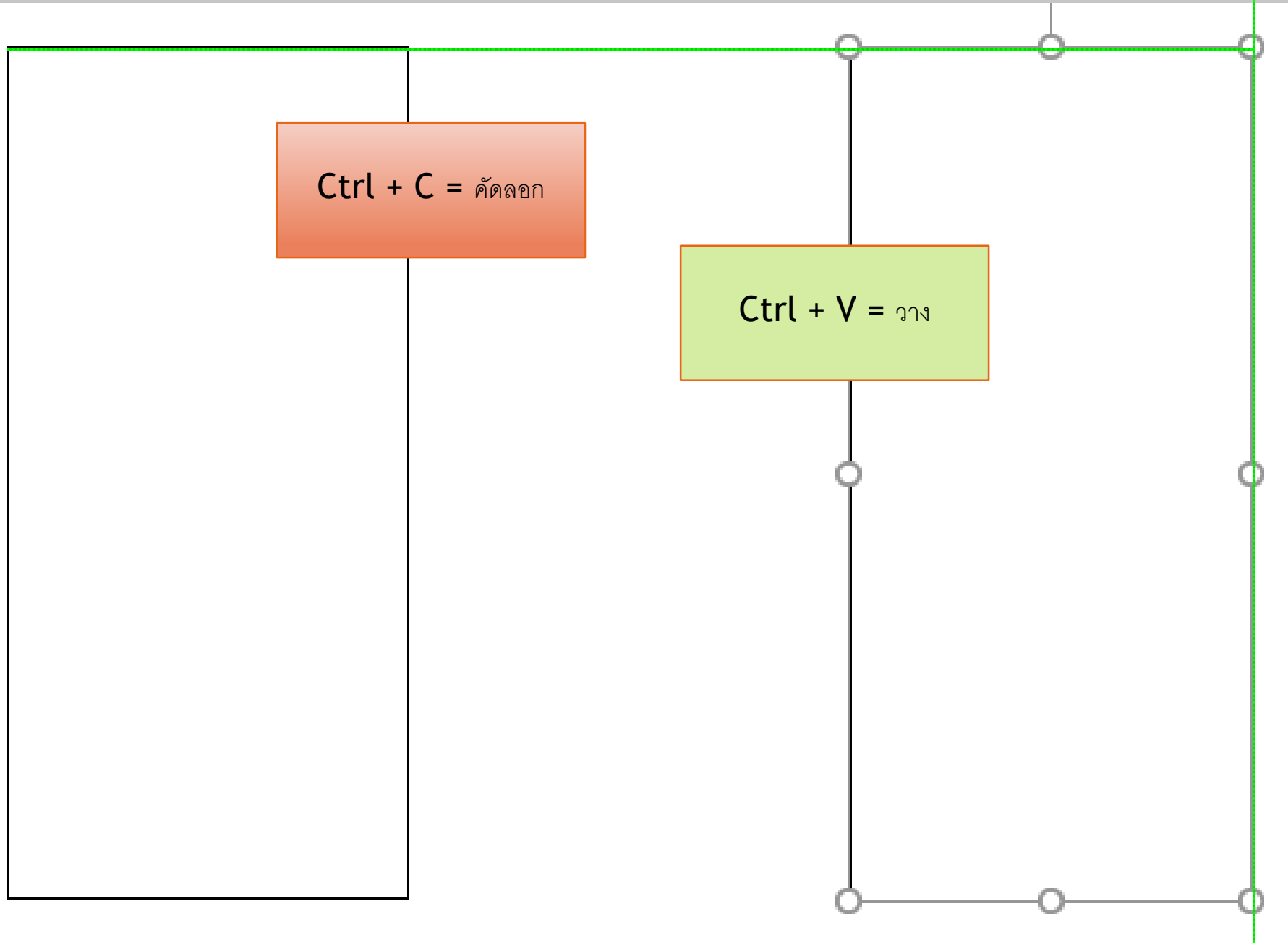
Draw a Text Box




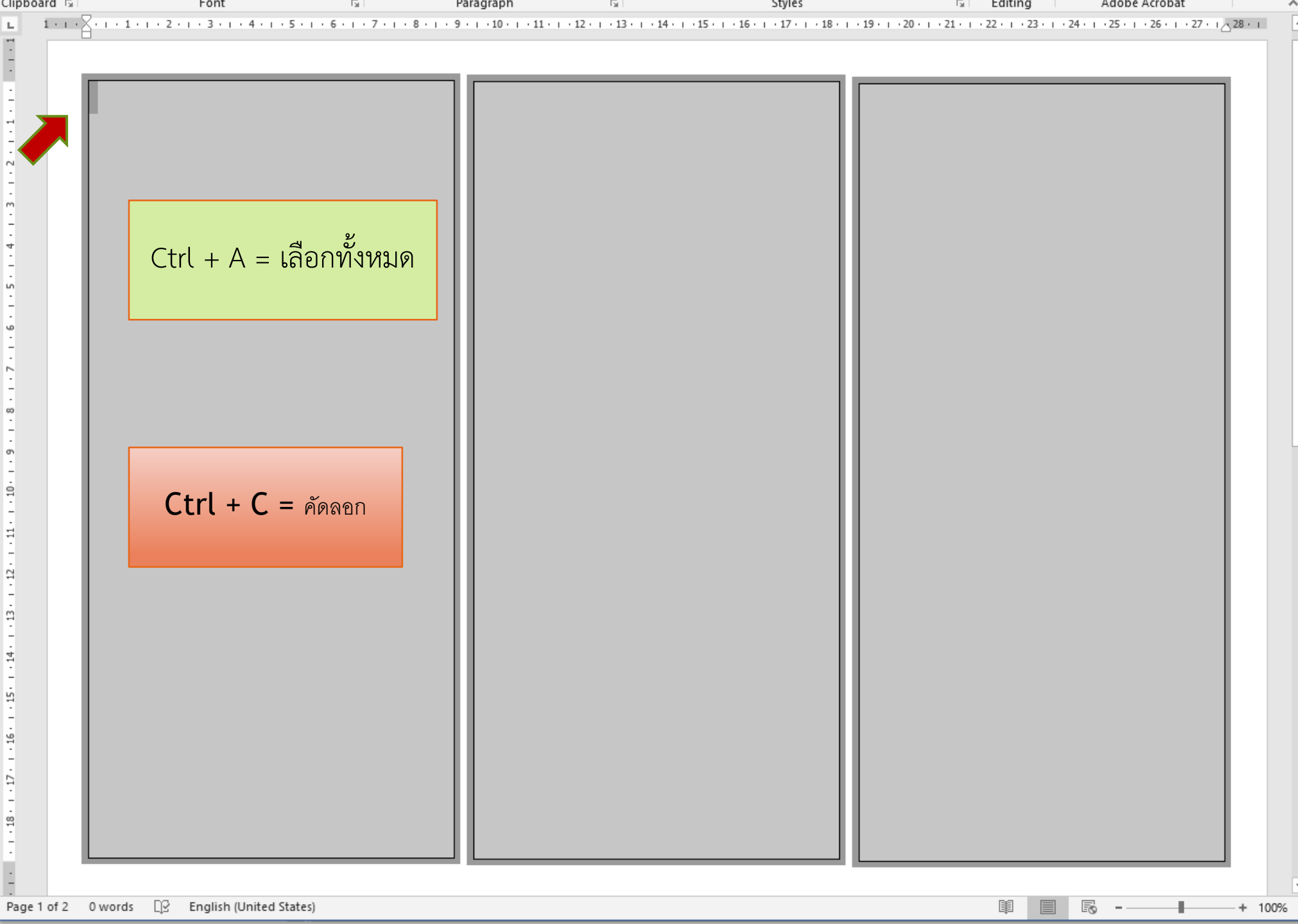


Ctrl + C = คัดลอก

Ctrl + V = วาง







Ctrl + A = เลือกทั้งหมด

Ctrl + C = คัดลอก

Document1 - Word

File Home Insert Design Layout References Mailings Review View Help Acrobat Tell me Share

Clipboard Font Paragraph Styles Adobe Acrobat

Calibri (Body) 11

Paste

B *I* U abc x₂ x² A

Styles Editing Create and Share Adobe PDF Request Signatures

Ctrl + V = ၇၇၅

Page 2 of 2 0 words English (United States) 50%

The image shows a Microsoft Word window with a document titled 'Document1'. The ribbon is set to 'Home', and the 'Clipboard' group is active. A table with two rows and three columns is visible. The cell in the bottom-left corner of the table is highlighted with a light green background and contains the text 'Ctrl + V = ၇၇၅'. The status bar at the bottom indicates 'Page 2 of 2', '0 words', and 'English (United States)'. The zoom level is set to 50%.

Save As



Recent



OneDrive - Personal
songket@hotmail.com



This PC



Add a Place



Browse

Pinned

Pin folders you want to easily find later. Click the pin icon that appears when you hover over a folder.

This Week



Documents



ป6 ปี 2563

C: » Users » Ket » OneDrive » 0000 แพน กำหนด หลักสูตร ช้...



Downloads



หลักสูตร วิทยาศาสตร์- CS ป.6-2563

C: » Users » Ket » OneDrive » 0000 แพน กำหนด หลักสูตร ช้...



หลักสูตร CS ป.6-2563

C: » Users » Ket » OneDrive » 0000 แพน กำหนด หลักสูตร ช้...

Last Week



Anubanphanatโดเมน-NokHosting

Songket Tongkhad's OneDrive (Personal) » Anubanphan...



Info

New

Open

Save

Save As

Save as Adobe
PDF

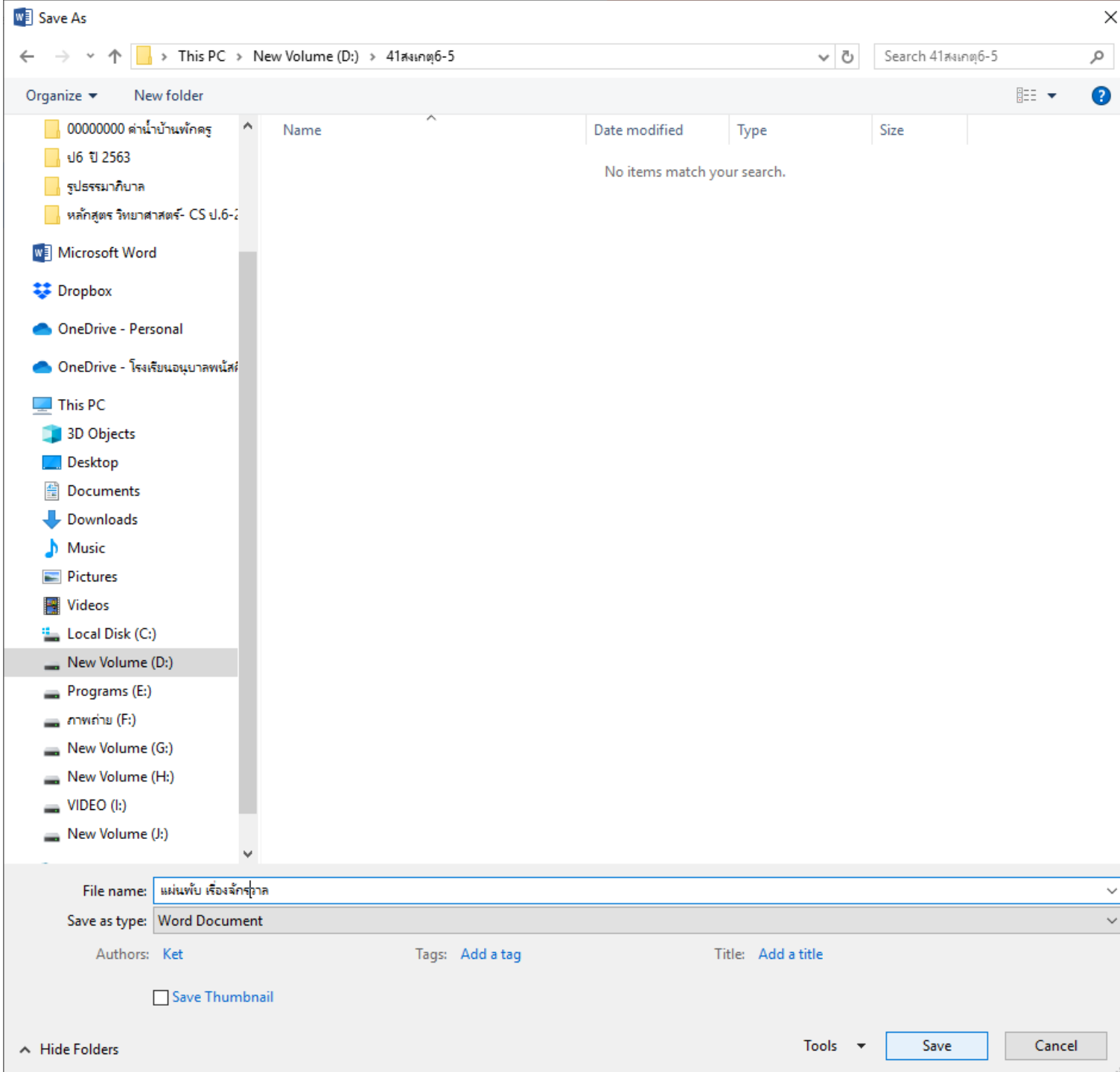
History

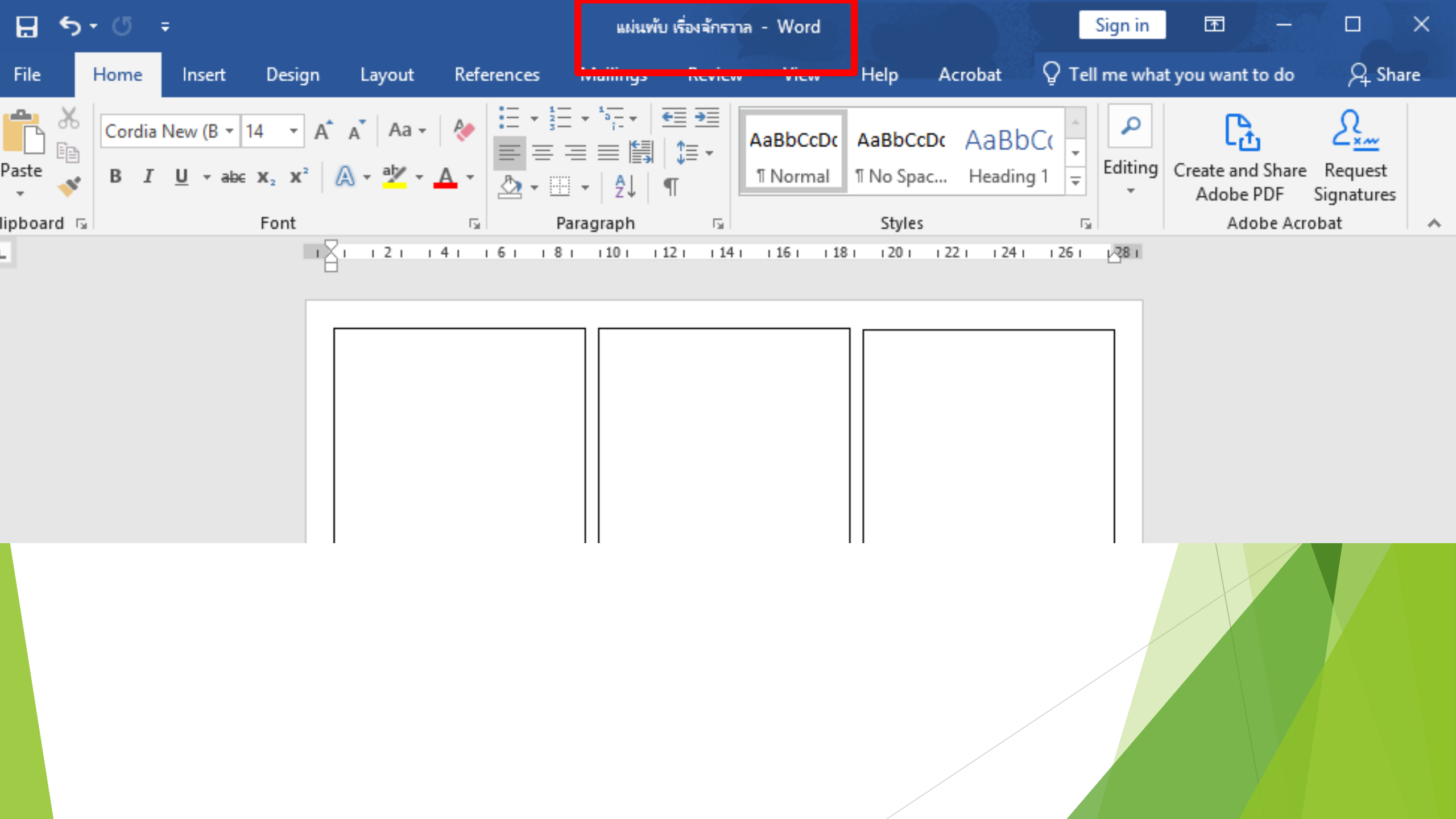
Print

Share

Export

Close





Clipboard Font Paragraph Styles Editing Adobe Acrobat



Table with 3 empty cells.

